

Overview



.....	66
.....	69
.....	70
.....	71
.....	72
.....	73
.....	74
3	75
가	77
.....	79
.....	80
.....	81
Data/Matrix Editor	82
Plot.....	84
.....	89
.....	92
.....	93
.....	94
.....	95

F4+ Tools	F2+ Algebra	F3+ Calc	F4+ Other	F5 Pr3mID	F6+ C1sch Up
--------------	----------------	-------------	--------------	--------------	-----------------

■ solve(2·x - 3·y = 4, x)

$$x = \frac{3 \cdot y + 4}{2}$$

■ solve(-x + 7·y = -12, y) | x ▶

$$y = -20/11$$

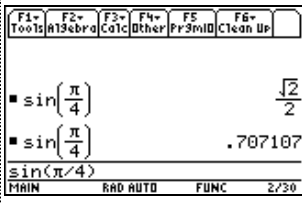
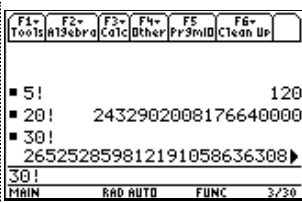
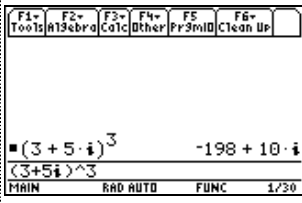
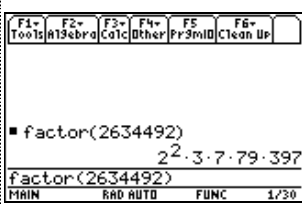
... -x+7y=-12, y) | x=(3*y+4)/2

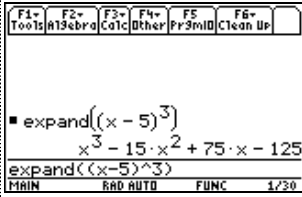
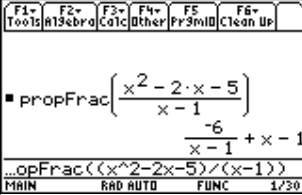
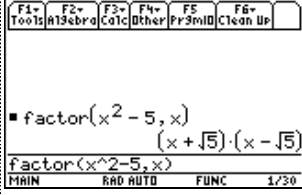
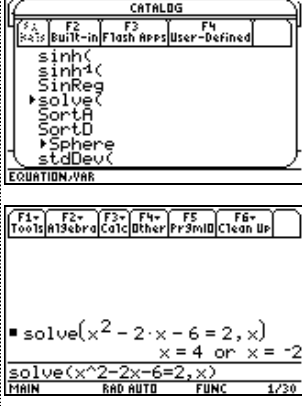
MAIN	RAD AUTO	FUNC	2/30
------	----------	------	------

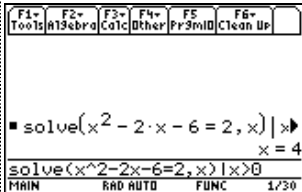
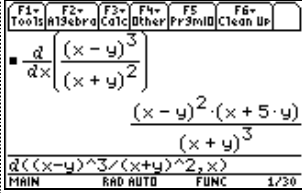
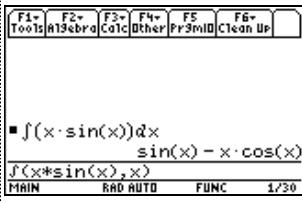
TI-89 / Voyage™ 200 ROM , CD-
 Texas Instruments website comprehensive guidebook :
<http://www.ti.com/calc/>
 , Texas Instruments Customer Support TI-89 /
 Voyage™ 200 comprehensive guidebook :
 e-mail: ti-cares@ti.com

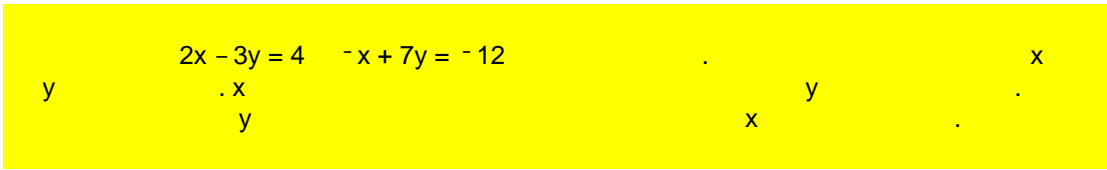
TI-89 / Voyage™ 200 PLT 가

(history) **F1** 8:Clear Home

	TI-89	Voyage™ 200 PLT	
<p>1. $\sin(\pi/4)$</p> <p style="text-align: center;"><i>Home</i> F1 8:Clear</p> <p style="text-align: center;">(factorial)</p>	<p>2nd [SIN] 2nd [π] 4 [ENTER] ENTER</p>	<p>[SIN] 2nd [π] 4 [ENTER] ENTER</p>	
<p>1. TI-89 / Voyage 200 PLT 가</p> <p style="text-align: center;"><i>2nd</i>[MATH] (!) 7:Probability 1:!</p>	<p>5 2nd [MATH] 7 1 [ENTER] 20 2nd [MATH] 7 1 [ENTER] 30 2nd [MATH] 7 1 [ENTER]</p>	<p>5 2nd W [ENTER] 20 2nd W [ENTER] 30 2nd W [ENTER]</p>	
<p>1. TI-89 / Voyage 200 PLT 가</p> <p style="text-align: center;">$(3+5i)^3$</p>	<p>[3+] 5 2nd [<i>i</i>] 3 [ENTER]</p>	<p>[3+] 5 2nd [<i>i</i>] 3 [ENTER]</p>	
<p>1. 2634492</p> <p style="text-align: center;">F2 2:factor("factor")</p>	<p>F2 2 2634492 [ENTER]</p>	<p>F2 2 2634492 [ENTER]</p>	
<p>2. () 가</p>			

	TI-89	Voyage™ 200 PLT	
<p>1. $(x-5)^3$</p> <p>F2 EXPAND 3:expand("expand"</p>	<p>F2 3 [X] [5] [^] 3 [] [ENTER]</p>	<p>F2 3 [X] [5] [^] 3 [] [ENTER]</p>	
<p>2. () 가</p>			
<p>1. $(x^2-2x-5)/(x-1)$ 가</p> <p>F2 PROPFRAC 7:propFrac("propFrac"</p>	<p>F2 7 [X] [^] 2 [] 2 X [] 5 [] ÷ [X] [] 1 [] [] [ENTER]</p>	<p>F2 7 [X] [^] 2 [] 2 X [] 5 [] ÷ [X] [] 1 [] [] [ENTER]</p>	
<p>1. (x^2-5) x</p> <p>F2 FACTOR 2:factor("factor"</p>	<p>F2 2 X [^] 2 [] 5 [] X [] [ENTER]</p>	<p>F2 2 X [^] 2 [] 5 [] X [] [ENTER]</p>	
<p>1. $x^2-2x-6=2$ x</p> <p>Catalog "solve(" SOLVE(F2 1:solve("solve("</p> <p>Catalog</p>	<p>F2 1 X [^] 2 [] 2 X [] 6 [] 2 [] X [] [ENTER]</p>	<p>F2 1 X [^] 2 [] 2 X [] 6 [] 2 [] X [] [ENTER]</p>	

	TI-89	Voyage™ 200 PLT	
1. $x^2 - 2x - 6 = 2$ x “ ” (I) TI-89: [1] Voyage 200 PLT: [2nd] [1]	[F2] 1 X [^] 2 [2] X [-] 6 [=] 2 [2] X [)] [1] X [2nd] [>] 0 [ENTER]	[F2] 1 X [^] 2 [2] X [-] 6 [=] 2 [2] X [)] [2nd] [I] X [2nd] [>] 0 [ENTER]	
1. $(x-y)^3 / (x+y)^2$ x “ ” “ ”	[2nd] [d] [X] [-] Y [)] [^] 3 [2] [X] [+ Y] [)] [^] 2 [2] X [)] [ENTER]	[2nd] [d] [X] [-] Y [)] [^] 3 [2] [X] [+ Y] [)] [^] 2 [2] X [)] [ENTER]	
1. $x \cdot \sin(x)$ x	[2nd] [j] X [x] [2nd] [SIN] X [)] [.] X [)] [ENTER]	[2nd] [j] X [x] [SIN] X [)] [.] X [)] [ENTER]	



	TI-89	Voyage™ 200 PLT																															
1. Home	<p>HOME</p> <p>CLEAR CLEAR</p> <p>F2 1</p> <p>2 X [] 3 Y [] 4</p> <p>[] X [] ENTER</p>	<p>▾ [CALC HOME]</p> <p>CLEAR CLEAR</p> <p>F2 1</p> <p>2 X [] 3 Y [] 4</p> <p>[] X [] ENTER</p>	<table border="1"> <tr> <td>F1+</td> <td>F2+</td> <td>F3+</td> <td>F4+</td> <td>F5</td> <td>F6+</td> </tr> <tr> <td>Tools</td> <td>Algebra</td> <td>Calc</td> <td>Other</td> <td>Pr3md</td> <td>Clean Up</td> </tr> <tr> <td colspan="6"> solve(2·x - 3·y = 4, x) $x = \frac{3 \cdot y + 4}{2}$ </td> </tr> <tr> <td colspan="6"> solve(2x-3y=4,x) MAIN RAD AUTO FUNC 1/30 </td> </tr> </table>	F1+	F2+	F3+	F4+	F5	F6+	Tools	Algebra	Calc	Other	Pr3md	Clean Up	solve(2·x - 3·y = 4, x) $x = \frac{3 \cdot y + 4}{2}$						solve(2x-3y=4,x) MAIN RAD AUTO FUNC 1/30											
F1+	F2+	F3+	F4+	F5	F6+																												
Tools	Algebra	Calc	Other	Pr3md	Clean Up																												
solve(2·x - 3·y = 4, x) $x = \frac{3 \cdot y + 4}{2}$																																	
solve(2x-3y=4,x) MAIN RAD AUTO FUNC 1/30																																	
2. $-x + 7y = -12$	<p>F2 1</p> <p>[] X [] + 7 Y [] =</p> <p>[] 1 2 [] Y []</p>	<p>F2 1</p> <p>[] X [] + 7 Y [] =</p> <p>[] 1 2 [] Y []</p>																															
3. “ ”	<p>[]</p> <p>[] ENTER</p> <p>ENTER</p>	<p>2nd [1]</p> <p>[] ENTER</p> <p>ENTER</p>	<table border="1"> <tr> <td>F1+</td> <td>F2+</td> <td>F3+</td> <td>F4+</td> <td>F5</td> <td>F6+</td> </tr> <tr> <td>Tools</td> <td>Algebra</td> <td>Calc</td> <td>Other</td> <td>Pr3md</td> <td>Clean Up</td> </tr> <tr> <td colspan="6"> solve(2·x - 3·y = 4, x) $x = \frac{3 \cdot y + 4}{2}$ </td> </tr> <tr> <td colspan="6"> solve(-x + 7·y = -12, y) x ▸ $y = -20/11$ </td> </tr> <tr> <td colspan="6"> ...-x+7y=-12,y x=(3*y+4)/2 MAIN RAD AUTO FUNC 2/30 </td> </tr> </table>	F1+	F2+	F3+	F4+	F5	F6+	Tools	Algebra	Calc	Other	Pr3md	Clean Up	solve(2·x - 3·y = 4, x) $x = \frac{3 \cdot y + 4}{2}$						solve(-x + 7·y = -12, y) x ▸ $y = -20/11$...-x+7y=-12,y x=(3*y+4)/2 MAIN RAD AUTO FUNC 2/30					
F1+	F2+	F3+	F4+	F5	F6+																												
Tools	Algebra	Calc	Other	Pr3md	Clean Up																												
solve(2·x - 3·y = 4, x) $x = \frac{3 \cdot y + 4}{2}$																																	
solve(-x + 7·y = -12, y) x ▸ $y = -20/11$																																	
...-x+7y=-12,y x=(3*y+4)/2 MAIN RAD AUTO FUNC 2/30																																	
4. x	<p>[] [] []</p>	<p>[] [] []</p>	<table border="1"> <tr> <td>F1+</td> <td>F2+</td> <td>F3+</td> <td>F4+</td> <td>F5</td> <td>F6+</td> </tr> <tr> <td>Tools</td> <td>Algebra</td> <td>Calc</td> <td>Other</td> <td>Pr3md</td> <td>Clean Up</td> </tr> <tr> <td colspan="6"> solve(2·x - 3·y = 4, x) $x = \frac{3 \cdot y + 4}{2}$ </td> </tr> <tr> <td colspan="6"> solve(-x + 7·y = -12, y) x ▸ $y = -20/11$ </td> </tr> <tr> <td colspan="6"> ...-x+7y=-12,y x=(3*y+4)/2 MAIN RAD AUTO FUNC 2/30 </td> </tr> </table>	F1+	F2+	F3+	F4+	F5	F6+	Tools	Algebra	Calc	Other	Pr3md	Clean Up	solve(2·x - 3·y = 4, x) $x = \frac{3 \cdot y + 4}{2}$						solve(-x + 7·y = -12, y) x ▸ $y = -20/11$...-x+7y=-12,y x=(3*y+4)/2 MAIN RAD AUTO FUNC 2/30					
F1+	F2+	F3+	F4+	F5	F6+																												
Tools	Algebra	Calc	Other	Pr3md	Clean Up																												
solve(2·x - 3·y = 4, x) $x = \frac{3 \cdot y + 4}{2}$																																	
solve(-x + 7·y = -12, y) x ▸ $y = -20/11$																																	
...-x+7y=-12,y x=(3*y+4)/2 MAIN RAD AUTO FUNC 2/30																																	
5. y	<p>ENTER</p> <p>[]</p> <p>[] ENTER</p> <p>ENTER</p>	<p>ENTER</p> <p>2nd [1]</p> <p>[] ENTER</p> <p>ENTER</p>	<table border="1"> <tr> <td>F1+</td> <td>F2+</td> <td>F3+</td> <td>F4+</td> <td>F5</td> <td>F6+</td> </tr> <tr> <td>Tools</td> <td>Algebra</td> <td>Calc</td> <td>Other</td> <td>Pr3md</td> <td>Clean Up</td> </tr> <tr> <td colspan="6"> solve(-x + 7·y = -12, y) x ▸ $y = -20/11$ </td> </tr> <tr> <td colspan="6"> x = $\frac{3 \cdot y + 4}{2}$ y = -20/11 $x = -8/11$ </td> </tr> <tr> <td colspan="6"> x=(3*y+4)/2 y=-20/11 MAIN RAD AUTO FUNC 3/30 </td> </tr> </table>	F1+	F2+	F3+	F4+	F5	F6+	Tools	Algebra	Calc	Other	Pr3md	Clean Up	solve(-x + 7·y = -12, y) x ▸ $y = -20/11$						x = $\frac{3 \cdot y + 4}{2}$ y = -20/11 $x = -8/11$						x=(3*y+4)/2 y=-20/11 MAIN RAD AUTO FUNC 3/30					
F1+	F2+	F3+	F4+	F5	F6+																												
Tools	Algebra	Calc	Other	Pr3md	Clean Up																												
solve(-x + 7·y = -12, y) x ▸ $y = -20/11$																																	
x = $\frac{3 \cdot y + 4}{2}$ y = -20/11 $x = -8/11$																																	
x=(3*y+4)/2 y=-20/11 MAIN RAD AUTO FUNC 3/30																																	

가

5

(ZoomStd)ZoomSqr

	TI-89	Voyage™ 200 PLT	
1. MODE Graph	FUNCTION	FUNCTION	
2. Home	5	r	
3. Y= Editor	$y_1(x) = \sqrt{r^2 - x^2}$	$y_1(x) = \sqrt{r^2 - x^2}$	
4.	$y_2(x) = -\sqrt{r^2 - x^2}$ $y_2(x) = -y_1(x)$	$y_2(x) = -\sqrt{r^2 - x^2}$ $y_2(x) = -y_1(x)$	
5.	ZoomStd	ZoomStd	
6. ZoomSqr	ZoomSqr	ZoomSqr	

TI-89 Voyage™ 200
PLT

1. MODE
Graph

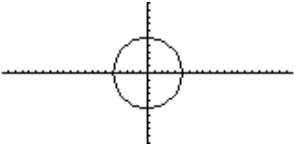
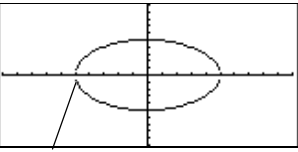
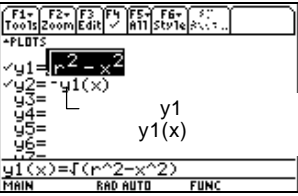
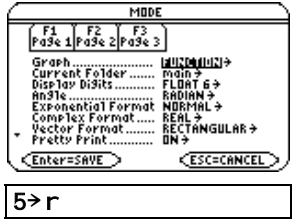
2. Home

3. Y= Editor

4.

5.

6. ZoomSqr



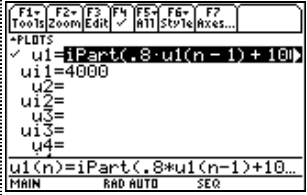
(-5,0) (5,0)

60° (θ) 15 meters/sec (v₀)
 g = 9.8 meters/sec²
 가?

	TI-89	Voyage™ 200 PLT	
1. MODE Graph PARAMETRIC	MODE 2 ENTER	MODE 2 ENTER	
2. Y= Editor xt1(t) = v ₀ t cos θ v ₀ θ TI-89: T [2nd] [COS] 가 T [x] [2nd] [COS] Voyage 200 PLT: T [COS] 가 T [x] [COS] ° [2nd] [°] [2nd] [MATH] 2 1 가	[Y=] F1 8 ENTER ENTER 15 T x 2nd [COS] 60 2nd [°] ENTER	[Y=] F1 8 ENTER ENTER 15 T x COS 60 2nd [°] ENTER	xt1(t)=15t*cos(60°)
3. yt1(t) = v ₀ t sin θ - (g/2)t ² v ₀ , θ, g	ENTER 15 T x 2nd [SIN] 60 2nd [°] ENTER 9.8 ÷ 2 ENTER T ^ 2 ENTER	ENTER 15 T x SIN 60 2nd [°] ENTER 9.8 ÷ 2 ENTER T ^ 2 ENTER	<pre> [F1] [F2] [F3] [F4] [F5] [F6] [Z] [Tools] [Zoom] [Edit] [All] [Style] [Exit] +PLT5 ✓xt1=15*t*cos(60°) ✓yt1=15*t*sin(60°)-9.8/2*t^2 xt2= yt2= xt3= yt3= yt1(t)=15*t*sin(60°)-9.8/2*t^2 MAIN RAD AUTO PAR </pre>
4. Window Editor Window	[WINDOW] 0 3 .02 2 25 5 2 10 5	[WINDOW] 0 3 .02 2 25 5 2 10 5	<pre> tmin=0. tmax=3. tstep=.02 xmin=-2. xmax=25. xscl=5. ymin=-2. ymax=10. yscl=5. </pre>
5.	[GRAPH]	[GRAPH]	
6. Trace y t	F3 ↓ ↓	F3 ↓ ↓	<pre> -tc:1.32 xc:9.9 yc:8.60954 </pre>

4000	가	(80%) 20%	
1000	가	가?		
Initially	After 1 Year	After 2 Years	After 3 Years	...
4000	.8 x 4000 + 1000	.8 x (.8 x 4000 + 1000) + 1000	.8 x (.8 x (.8 x 4000 + 1000) + 1000) + 1000	...

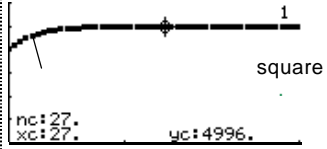
	TI-89	Voyage™ 200 PLT
1. MODE Graph	MODE 4 ENTER	MODE 4 ENTER
2. Y= Editor $u1(n) = iPart(.8 * u1(n-1) + 1000)$	[Y=] F1 8 ENTER ENTER 2nd [MATH] 14 . 8 alpha U1 alpha N 1 + 1000 ENTER	[Y=] F1 8 ENTER ENTER 2nd [MATH] 14 . 8 U1 N 1 + 1000 ENTER
iPart(, 2nd[MATH] CATALOG		
3. u1	ENTER 4000 ENTER	ENTER 4000 ENTER
4. Window Editor Window $nmin=0$ $nmax=50$ 50	[WINDOW] 0 50 1 1	[WINDOW] 0 50 1 1
5. x y Window	0 50 10 0 6000 1000	0 50 10 0 6000 1000
6. Graph	[GRAPH]	[GRAPH]
7. Trace (yc)가 (nc) 가? Trace $nc=0$ n x $xc = nc$ n $yc = u1(n)$	F3 4 4	F3 4 4



```


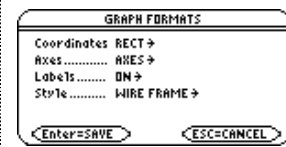
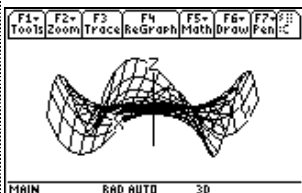
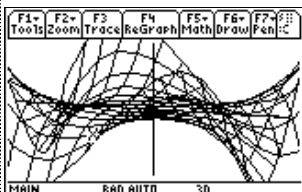
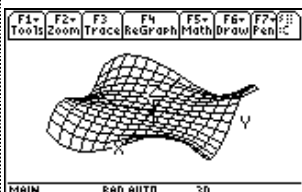
nmin=0.
nmax=50.
plotStart=1.
plotStep=1.
xmin=0.
xmax=50.
xscl=10.
ymin=0.
ymax=6000.
yscl=1000.


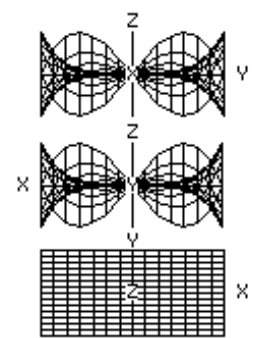
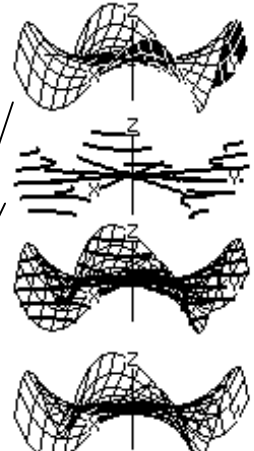
```



3

3D eye Window graph format style $z(x,y) = (x^3 y - y^3 x) / 390$

	TI-89	Voyage™ 200 PLT	
1. MODE Graph 3D	MODE 5 ENTER	MODE 5 ENTER	
2. Y= Editor 3D $z1(x,y) = (x^3 y - y^3 x) / 390$	[Y=] F1 8 ENTER ENTER [X] X^3 Y [Y] Y^3 X 390 ENTER	[Y=] F1 8 ENTER ENTER [X] X^3 Y [Y] Y^3 X 390 ENTER	
3. Graph format label Style = WIRE FRAME graph format style FRAME 가 WIRE	[I] 2 2 1 ENTER	F 2 2 1 ENTER	
4. ZoomStd (" : 3D 가 (.)	F2 6 [X] [X] 가	F2 6 [X] [X] 가	 
5. eye Window eye Window 1 ENTER	eye Window icons 1 ENTER	eye Window icons	

		TI-89	Voyage™ 200 PLT	
6.	“ . ”	0 (0가 0)	0 (0가 0)	
7.	x , y , z x y	X Y Z	X Y Z	
8.		0	0	
9.	graph format style	<input type="checkbox"/> (style <input type="checkbox"/> .)	F (style <input type="checkbox"/> .)	 <p>HIDDEN SURFACE</p> <p>CONTOUR LEVELS (contour)</p> <p>WIRE AND CONTOUR</p> <p>WIRE FRAME</p>

Note: GRAPH FORMATS
implicit plot
F implicit plot

() 9 TI-89: Voyage 200 PLT: F)
. Style TI-89: Voyage 200 PLT:

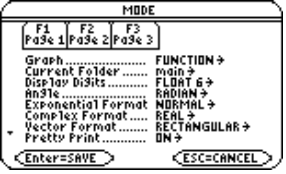
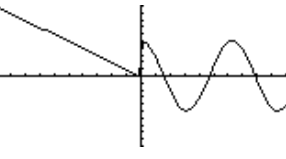
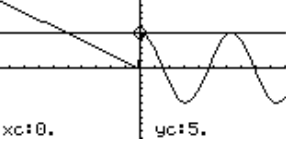

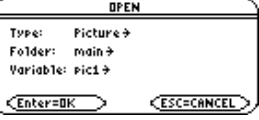
(logistic) 1 $y' = .001y*(100-y)$. slope
 field Y= Editor Graph

	TI-89	Voyage™ 200 PLT	
1. MODE Graph DIFF EQUATIONS	MODE 6 ENTER	MODE 6 ENTER	
2. Y= Editor 1 : * yi1	[Y=] F1 8 ENTER ENTER . 001 Y1 [X] [] 100 [] Y1 [] ENTER	[Y=] F1 8 ENTER ENTER . 001 Y1 [X] [] 100 [] Y1 [] ENTER	
3. GRAPH FORMATS Axes = ON, Labels = ON, Solution Method = RK, Fields = SLPFLD Fields FLDOFF Fields=DIRFLD 가	[I] 2 2 1 1 ENTER	F 2 2 1 1 ENTER	
4. Window Editor Window	[WINDOW] 0 10 . 1 0 [] 10 110 10 [] 10 120 10 0 0.00 1 20	[WINDOW] 0 10 . 1 0 [] 10 110 10 [] 10 120 10 0 0.00 1 20	
5. Graph (GRAPH FORMATS Fields=SLPFLD field) slope	[GRAPH]	[GRAPH]	

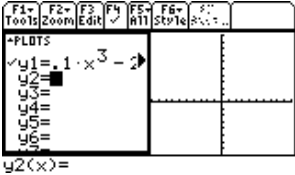
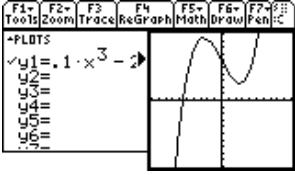
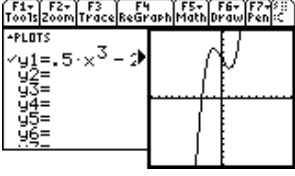
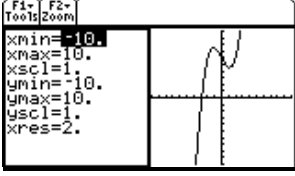
		TI-89	Voyage™ 200 PLT	
6. Y= Editor	가 :	[Y=] [ENTER] 10 [ENTER]	[Y=] [ENTER] 10 [ENTER]	
7. Graph	가	[GRAPH]	[GRAPH]	
8. Y= Editor		[Y=] [C] [ENTER] [2nd] [t] 10 [] 20 [2nd] [] [ENTER]	[Y=] [C] [ENTER] [2nd] [t] 10 [] 20 [2nd] [] [ENTER]	
9. Graph		[GRAPH]	[GRAPH]	
10.		[2nd] [F8] 40 [ENTER] 45 [ENTER]	[F8] 40 [ENTER] 45 [ENTER]	
TI-89: [2nd] [F8] Voyage™ 200: [F8] 가 t=40 y1=45				
Editor Window Editor t t TI-89: [2nd] [F8] Voyage 200 PLT: [F8] y1 [ENTER]				
[F3] Y=Editor 가				

가

Home : $x < 0$ $y = -x$ $x \geq 0$ $y = 5 \cos(x)$
 top 가
 (picture)



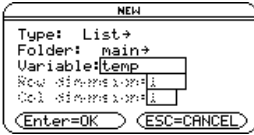
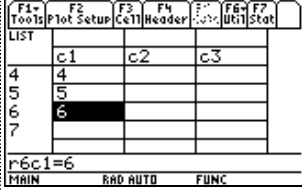
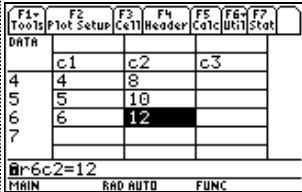
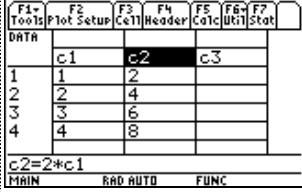
	TI-89	Voyage™ 200 PLT	
1. MODE Graph Angle	FUNCTION RADIAN	FUNCTION RADIAN	
2. Home when Graph	HOME WHEN	[CALC HOME] WHEN	Graph when($x < 0, -x, 5 * \cos(x)$)
3. Graph Window	Graph Window	Graph Window	
4. 가 "line"	(line)	(line)	
5. (picture) PIC1 GDB가 Type = Picture	PIC1	PIC1	
6. F4	F4	F4	
7. GDB가 Type = Picture	Variable = pic1	Variable = pic1	

Y= Editor Graph 가

	TI-89	Voyage™ 200 PLT	
1. MODE FUNCTION Split Screen LEFT-RIGHT Split 1 App Y= Editor Split 2 App Graph	<p>[MODE] ↓ 1 [F2] ↓ 3 ↓ 2 ↓ 4 [ENTER]</p>	<p>[MODE] ↓ 1 [F2] ↓ 3 ↓ 2 ↓ 4 [ENTER]</p>	
2. Y= Editor data plots $y_1(x) = .1x^3 - 2x + 6$ Y= Editor Editor가	<p>[F1] 8 [ENTER] [F5] 5 [ENTER] . 1 X [^] 3 [] 2 X + 6 [ENTER]</p>	<p>[F1] 8 [ENTER] [F5] 5 [ENTER] . 1 X [^] 3 [] 2 X + 6 [ENTER]</p>	
3. ZoomStd Graph 가 Graph	<p>[F2] 6</p>	<p>[F2] 6</p>	
4. Y= Editor $y_1(x)$.1x ³ to .5x ³ [2nd] [APPS] second Y= Editor	<p>[2nd] [APPS] ↓ [ENTER] ↓ 5 [ENTER]</p>	<p>[2nd] [APPS] ↓ [ENTER] ↓ 5 [ENTER]</p>	
5. Graph 가 Graph	<p>[2nd] [APPS]</p>	<p>[2nd] [APPS]</p>	
6. Y= Editor 가 Window Editor	<p>[2nd] [APPS] ↓ [WINDOW]</p>	<p>[2nd] [APPS] ↓ [WINDOW]</p>	
7. Home Home	<p>[2nd] [QUIT] [2nd] [QUIT]</p>	<p>[2nd] [QUIT] [2nd] [QUIT]</p>	

Data/Matrix Editor

Data/Matrix 가 (column) list 가 () list 가 () data

	 TI-89	 Voyage™ 200 PLT	
<p>1. Data/Matrix Editor TEMP</p> <p>list</p>	<p>[APPS] 63 [DOWN] [DOWN] TEMP [ENTER] [ENTER]</p>	<p>[APPS] Data/Matr ix Editor [DOWN] [DOWN] TEMP [ENTER] [ENTER]</p>	
<p>2. () list LIST가 [ENTER]</p>	<p>1 [ENTER] 2 [ENTER] 3 [ENTER] 4 [ENTER] 5 [ENTER] 6 [ENTER] [DOWN]</p>	<p>1 [ENTER] 2 [ENTER] 3 [ENTER] 4 [ENTER] 5 [ENTER] 6 [ENTER] [DOWN]</p>	
<p>3. 2 가 , 1 가 data DATA list</p>	<p>[UP] [F4] 2 [alpha] C1 [ENTER]</p>	<p>[UP] [F4] 2 [x] C1 [ENTER]</p>	 <p style="text-align: center;">column</p>
<p>4. 2 가 가 [F4] 가</p>	<p>[2nd] [DOWN] [DOWN]</p>	<p>[2nd] [DOWN] [DOWN]</p>	
<p>5. Home current</p>	<p>[HOME] [APPS] 61</p>	<p>[CALC HOME] [2nd] [APPS]</p>	
<p>6. data list data</p>	<p>[F1] 8 [ENTER]</p>	<p>[F1] 8 [ENTER]</p>	

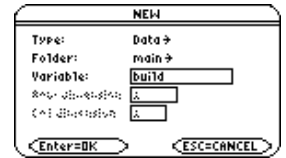
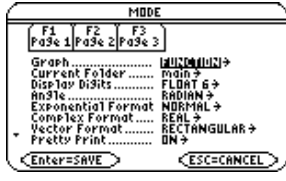
Tip: current data 가 , (scratchpad) , current

data

Plot



	TI-89	Voyage™ 200 PLT
1. MODE Graph	MODE 1 ENTER	MODE 1 ENTER
2. Data/Matrix Editor BUILD	APPS 63 BUILD ENTER ENTER	APPS Data/M atrix Editor BUILD ENTER ENTER
3. 1 (1000) > 12 150 4 500 31 800 42 250 9 500 20 750 55 950 73	150 ENTER 500 ENTER 800 ENTER 250 ENTER 500 ENTER 750 ENTER 950 ENTER	150 ENTER 500 ENTER 800 ENTER 250 ENTER 500 ENTER 750 ENTER 950 ENTER
4. 2 1 (row) (r1c2) 가 가	4 ENTER 31 ENTER 42 ENTER 9 ENTER 20 ENTER 55 ENTER 73 ENTER	2nd 4 ENTER 31 ENTER 42 ENTER 9 ENTER 20 ENTER 55 ENTER 73 ENTER



F1 Tools	F2 Plot Setup	F3 Cell	F4 Header	F5 Calc	F6 Util	F7 Stat
DATA						
5	c1	c2	c3			
6	500					
7	750					
8	950					
r8c1=						
MAIN DEGRAUTO FUNC						

F1 Tools	F2 Plot Setup	F3 Cell	F4 Header	F5 Calc	F6 Util	F7 Stat
DATA						
5	c1	c2	c3			
6	500	20				
7	750	55				
8	950	73				
r8c2=						
MAIN DEGRAUTO FUNC						

5. 1 1 (r1c1)
 . 7†
 1 1
 1 1
 4 Voyage 200 PLT: TI-89: 2nd

2nd [F6] 4

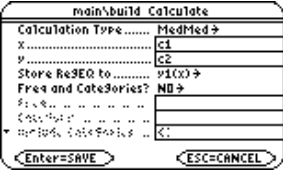

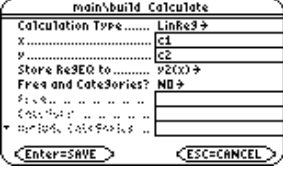
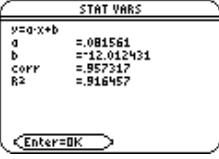
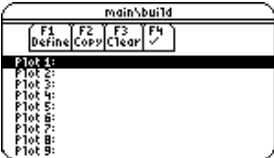
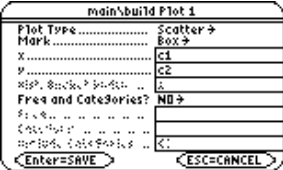
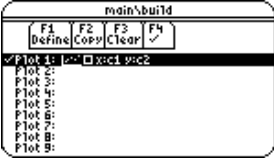
2nd 4

FG-UNIT

1: Insert
 2: Delete
 3: Sort Column
 4: Sort Col, adjust all
 5: Clear Column
 6: Reverse Matrix



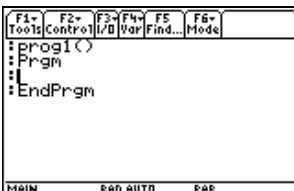
F1 Tools	F2 Plot Setup	F3 Cell	F4 Header	F5 Calc	F6 Util	F7 Stat
DATA						
	c1	c2	c3			
1	150	4				
2	250	9				
3	500	31				
4	500	20				

r1c1=150
 MAIN RAD AUTO FUNC

	TI-89	Voyage™ 200 PLT	
6. Calculate Calculation Type = MedMed x = C1 y = C2 Store RegEQ to = y1(x)	[F5] ↓ 7 ↓ C alpha 1 ↓ alpha C2 ↓ ↓ ENTER	[F5] ↓ 7 ↓ C1 ↓ C2 ↓ ↓ ENTER	
7. MedMed Calculate y1(x)	ENTER	ENTER	
8. STAT VARS Data/Matrix Editor	ENTER	ENTER	
9. Calculate Calculation Type = LinReg x = C1 y = C2 Store RegEQ to = y2(x)	[F5] ↓ 5 ↓ ↓ ↓ ↓ ENTER	[F5] ↓ 5 ↓ ↓ ↓ ↓ ENTER	
10. LinReg y2(x)	ENTER	ENTER	
11. STAT VARS Data/Matrix Editor	ENTER	ENTER	
12. Plot Setup Plot 1	[F2]	[F2]	
[F3] Plot			
13. Plot 1 Plot Type = Scatter Mark = Box x = C1 y = C2 Calculate	[F1] ↓ 1 ↓ ↓ 1 ↓ C alpha 1 ↓ alpha C2	[F1] ↓ 1 ↓ ↓ 1 ↓ C1 ↓ C2	
14. Plot Plot 1	ENTER ENTER	ENTER ENTER	

		TI-89	Voyage™ 200 PLT	
15. Y= Editor	MedMed y1(x) style Dot : y1 plot1 y2(x)가	[Y=] 2nd [F6] 2	[Y=] F6 2	
16.	Plot 1 Plot Setup	⊖	⊖	
17. ZoomData	Plot 1 y1(x) y2(x) ZoomData plot	F2 9	F2 9	
18. Data/Matrix Editor	current	APPS 61	APPS Data/M atrix 1	
19.3	MedMed 가 가 [F4] 가 가	⊖ ⊖ ⊖ ⊖ 2nd [a-lock] MED alpha ENTER F4 Y1 [alpha] C 1 ENTER	⊖ ⊖ ⊖ ⊖ MED ENTER F4 Y1 [alpha] C 1 ENTER	
20.4	MedMed ()	⊖ ⊖ 2nd [a-lock] RESID alpha ENTER alpha C2 - alpha C3 ENTER	⊖ ⊖ RESID ENTER F4 C2 - C3 ENTER	
21.5	LinReg .5	⊖ ⊖ ⊖ 2nd [a-lock] LIN alpha ENTER F4 Y2 [alpha] C1 ENTER	⊖ ⊖ LIN ENTER F4 Y2 [alpha] C1 ENTER	



	TI-89	Voyage™ 200 PLT	
1. Program Editor	[APPS] 7 3	[APPS] Program Editor 3	
2. ()PROG1	⏮ ⏭ PROG [alpha] 1	⏮ ⏭ PROG1	
3. "template" Prgm EndPrgm Variable , [ENTER]	[ENTER] [ENTER]	[ENTER] [ENTER]	

4.

Request "Enter an integer", n

"Enter an integer"

() n

ENTER

ENTER

expr(n) → n

0 → temp

temp
0

For i, 1, n, 1

i For i = 1
i 1 가
i > n

temp + i → temp

i temp

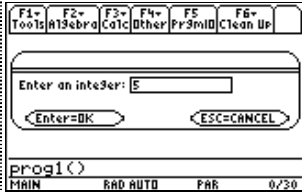
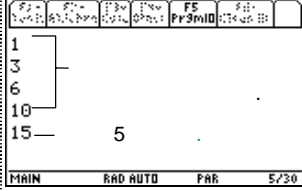
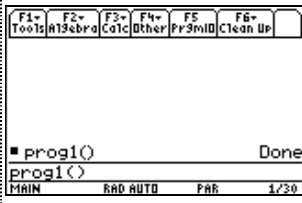
EndFor

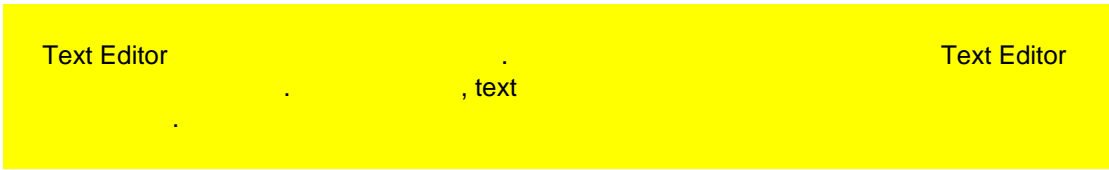
For

Disp temp

temp


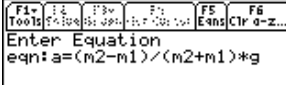
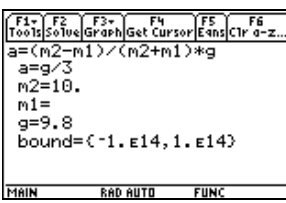
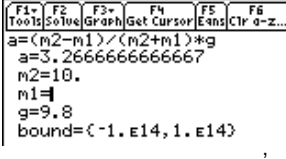
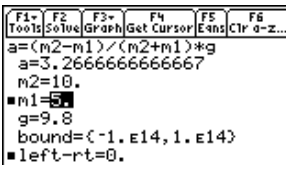
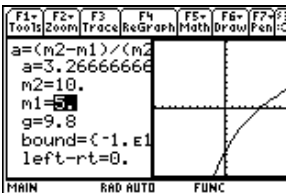
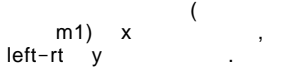
```
prg1()
Prgm
Request "Enter an integer"
n
expr(n) → n
0 → temp
For i, 1, n, 1
temp + i → temp
EndFor
Disp temp
EndPrgm
```

		TI-89	Voyage™ 200 PLT	
5. Home	가 . ()	[HOME] [2nd] [a-lock] PRO G alpha 1 [] [] ENTER	[CALC HOME] PROG 1 [] [] ENTER	prog1()
6.		5	5	
7. The Disp	/ . 1 5 / Home	[ENTER] [ENTER]	[ENTER] [ENTER]	
8.	/ Home Home [ESC], [2nd] [QUIT] TI-89: [HOME] Voyage 200 PLT: [CALC HOME]	[F5]	[F5]	

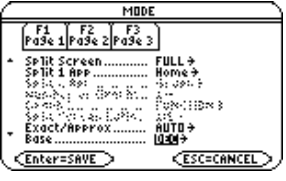
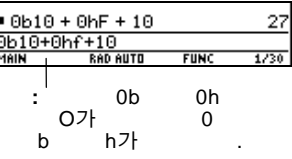
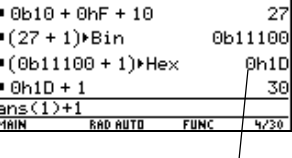
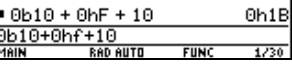
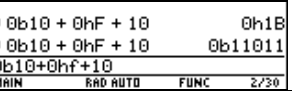


	TI-89	Voyage™ 200 PLT	
1. Text Editor	[APPS] 83	[APPS] Text Editor 3	
2. text TEST NEW MAIN folder Variable [ENTER]	[↓] TEST [ENTER] [ENTER]	[↓] TEST [ENTER] [ENTER]	
3. text TI-89 alpha alpha-lock loc	[2nd] [a-lock]		
4. Text Editor Text Editor Home	[HOME]	[♦] [CALC HOME]	
5. Text Editor (current)	[APPS] 81	[2nd] [APPS]	
6.			

$a = \frac{m_2 - m_1}{m_2 + m_1} * g$
m2=10
 g=9.8 a=1/3 g 가 , m1


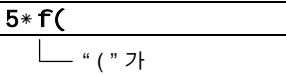

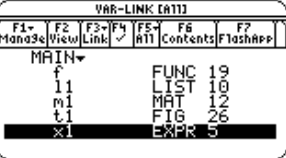

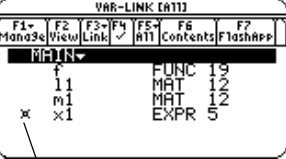


	TI-89	Voyage™ 200 PLT	
1. Numeric Solver	[APPS] 9	[APPS] Numeric Solver	
2. [ENTER] ⊖	[alpha] A [] [] [alpha] M2 [] [alpha] M1 [] [] [] [alpha] M2 [] [alpha] M1 [] [] [alpha] G [ENTER]	A [] [] M2 [] M1 [] [] [] M2 [] M1 [] [] G [ENTER]	
3. m1 m2 g a (a g) bound g	⊖ 10 ⊖ ⊖ 9.8 ⊖ ⊖ ⊖ ⊖ [alpha] G [] 3	⊖ 10 ⊖ ⊖ 9.8 ⊖ ⊖ ⊖ ⊖ G [] 3	
4. m1 , m1 , Numeric Solver	⊖ ⊖	⊖ ⊖	
5. 가 left-rt 가 left-rt=0	[F2]	[F2]	
6. ZoomStd 가 Trace, Zoom	[F3] 3	[F3] 3	
7. Numeric Solver [ENTER] ⊖	[2nd] [] [F3] 2	[2nd] [] [F3] 2	

10 (2) + F 16 (16) + 10 (10) Base
가

		TI-89	Voyage™ 200 PLT	
1. MODE	Page 2 Base DEC Base (floating - point)	MODE [F2] (⊖ Base) ⓪ 1 [ENTER]	MODE [F2] (⊖ Base) ⓪ 1 [ENTER]	
2. 0b10+0hF+10	2 16 0b 0h (0 B H) 10	0 [alpha] B10 [+] 0 [2nd] [a-lock] HF [alpha] + 10 [ENTER]	0B10 [+ 0 HF + 10 [ENTER]	
3. 1 2	가	+ 1 [2nd] [▶] [2nd] [a-lock] BIN [alpha] [ENTER]	+ 1 [2nd] [▶] BIN [ENTER]	
4. 1 16		+ 1 [2nd] [▶] [2nd] [a-lock] HEX [alpha] [ENTER]	+ 1 [2nd] [▶] HEX [ENTER]	
5. 1 10		+ 1 [ENTER]	+ 1 [ENTER]	
6. Base HEX	Base = HEX BIN	MODE [F2] (⊖ Base) ⓪ 2 [ENTER]	MODE [F2] (⊖ Base) ⓪ 2 [ENTER]	0b 0h
7. 0b10+0hF+10		0 [alpha] B10 [+] [2nd] [a-lock] HF [alpha] + 10 [ENTER]	0B10 [+ 0 HF + 10 [ENTER]	
8. Base BIN		MODE [F2] (⊖ Base) ⓪ 3 [ENTER]	MODE [F2] (⊖ Base) ⓪ 3 [ENTER]	
9. 0b10+0hF+10		[ENTER]	[ENTER]	

. VAR-LINK
archive archive
가 가 (archive
(lock)가 .) archive

	TI-89	Voyage™ 200 PLT	
1. Home Expression: $5 \rightarrow x1$ Function: $x^2 + 4 \rightarrow f(x)$ List: $\{5,10\} \rightarrow l1$ Matrix: $[30,25] \rightarrow m1$	<p>[HOME] [CLEAR] 5 [STO] X1 [ENTER] X[^] 2 + 4 [STO] [alpha] F (X) [ENTER] 2nd [] 5 , 10 2nd [] [STO] [alpha] L 1 [ENTER] 2nd [] 30 , 25 2nd [] [STO] [alpha] M 1 [ENTER]</p>	<p>[CALC HOME] [CLEAR] 5 [STO] X 1 [ENTER] X[^] 2 + 4 [STO] [alpha] F (X) [ENTER] 2nd [] 5 , 10 2nd [] [STO] L 1 [ENTER] 2nd [] 30 , 2 5 [2nd [] [STO] M 1 [ENTER]</p>	
2. 가	5 [x]	5 [x]	5*
3. VAR-LINK 가	2nd [VAR-LINK]	2nd [VAR-LINK]	
4. view function() 가	[F2] [] [] [] 5 [ENTER]	[F2] [] [] [] 5 [ENTER]	

	TI-89	Voyage™ 200 PLT	
5. function f (content) Function f(x)	\odot [2nd] [F6]	\odot [F6]	
6. Contents	[ESC]	[ESC]	
7. f 가 , VAR-LINK	[ENTER]	[ENTER]	
8.	2 [)] [ENTER]	2 [)] [ENTER]	
archive :			
9. VAR-LINK archive view 가	[2nd] [VAR-LINK] \odot x1)	[2nd] [VAR-LINK] \odot x1)	
10. [F1] Manage archive	[F1] 8	[F1] 8	  가 archive
11. Home archive	[HOME] 6 \times X1 [ENTER]	\blacklozenge [CALC HOME] 6 \times X1 [ENTER]	
12. Archive	10 [STO] X1 [ENTER]	10 [STO] X1 [ENTER]	
13.	[ESC]	[ESC]	

		TI-89	Voyage™ 200 PLT																																																
14. VAR-LINK archive		[2nd] [VAR-LINK] (⊖ x1) [F1] 9	[2nd] [VAR-LINK] (⊖ x1) [F1] 9																																																
15. Home archive		[HOME] [ENTER]	[CALC HOME] [ENTER]	<table border="1"> <tr><td>5·f(2)</td><td>40</td></tr> <tr><td>6·x1</td><td>30</td></tr> <tr><td>6·x110÷x1</td><td></td></tr> <tr><td>Error: Variable is locke</td><td></td></tr> <tr><td>10÷a</td><td>10</td></tr> <tr><td>10→a</td><td></td></tr> <tr><td>MAIN</td><td>RAD AUTO FUNC B/30</td></tr> </table>	5·f(2)	40	6·x1	30	6·x110÷x1		Error: Variable is locke		10÷a	10	10→a		MAIN	RAD AUTO FUNC B/30																																	
5·f(2)	40																																																		
6·x1	30																																																		
6·x110÷x1																																																			
Error: Variable is locke																																																			
10÷a	10																																																		
10→a																																																			
MAIN	RAD AUTO FUNC B/30																																																		
16. VAR-LINK MAIN folder 가 : ([F5] [F4] [F1] :) [F1]	[F5] All Toolbar	[2nd] [VAR-LINK] [F5] 1	[2nd] [VAR-LINK] [F5] 1	<table border="1"> <tr><td colspan="2">FS-RT1</td></tr> <tr><td>1: Select All</td><td></td></tr> <tr><td>2: Deselect All</td><td></td></tr> <tr><td>3: Select Current</td><td></td></tr> <tr><td>4: Expand All</td><td></td></tr> <tr><td>5: Collapse All</td><td></td></tr> </table> <table border="1"> <tr><td colspan="5">VAR-LINK (A11)</td></tr> <tr><td>F1- Manage</td><td>F2- View Link</td><td>F3- All</td><td>F6- Contents</td><td>F7- FlashApp</td></tr> <tr><td>✓ MAIN</td><td></td><td></td><td></td><td></td></tr> <tr><td>✓ f</td><td></td><td></td><td>FUNC 19</td><td></td></tr> <tr><td>✓ 11</td><td></td><td></td><td>MAT 12</td><td></td></tr> <tr><td>✓ m1</td><td></td><td></td><td>MAT 12</td><td></td></tr> <tr><td>✓ x1</td><td></td><td></td><td>EXPR 5</td><td></td></tr> </table>	FS-RT1		1: Select All		2: Deselect All		3: Select Current		4: Expand All		5: Collapse All		VAR-LINK (A11)					F1- Manage	F2- View Link	F3- All	F6- Contents	F7- FlashApp	✓ MAIN					✓ f			FUNC 19		✓ 11			MAT 12		✓ m1			MAT 12		✓ x1			EXPR 5	
FS-RT1																																																			
1: Select All																																																			
2: Deselect All																																																			
3: Select Current																																																			
4: Expand All																																																			
5: Collapse All																																																			
VAR-LINK (A11)																																																			
F1- Manage	F2- View Link	F3- All	F6- Contents	F7- FlashApp																																															
✓ MAIN																																																			
✓ f			FUNC 19																																																
✓ 11			MAT 12																																																
✓ m1			MAT 12																																																
✓ x1			EXPR 5																																																
17. [F1] :) [F1]		[F1] 1 [F1] 1	[F1] 1																																																
18.		[ENTER]	[ENTER]	<table border="1"> <tr><td colspan="2">VAR-LINK</td></tr> <tr><td colspan="2">Delete: main:f11.m1.x1</td></tr> <tr><td>[Enter]=YES</td><td>[ESC]=NO</td></tr> </table>	VAR-LINK		Delete: main:f11.m1.x1		[Enter]=YES	[ESC]=NO																																									
VAR-LINK																																																			
Delete: main:f11.m1.x1																																																			
[Enter]=YES	[ESC]=NO																																																		
19. [F5] 1 folder 가 VAR-LINK	MAIN folder , MAIN	[ENTER]	[ENTER]	<table border="1"> <tr><td colspan="5">VAR-LINK (A11)</td></tr> <tr><td>F1- Manage</td><td>F2- View Link</td><td>F3- All</td><td>F6- Contents</td><td>F7- FlashApp</td></tr> <tr><td>MAIN</td><td></td><td></td><td></td><td></td></tr> </table>	VAR-LINK (A11)					F1- Manage	F2- View Link	F3- All	F6- Contents	F7- FlashApp	MAIN																																				
VAR-LINK (A11)																																																			
F1- Manage	F2- View Link	F3- All	F6- Contents	F7- FlashApp																																															
MAIN																																																			
20. VAR-LINK application () VAR-LINK [ESC]	Home ([ENTER])	[ESC]	[ESC]																																																